

Northumberland County Riders

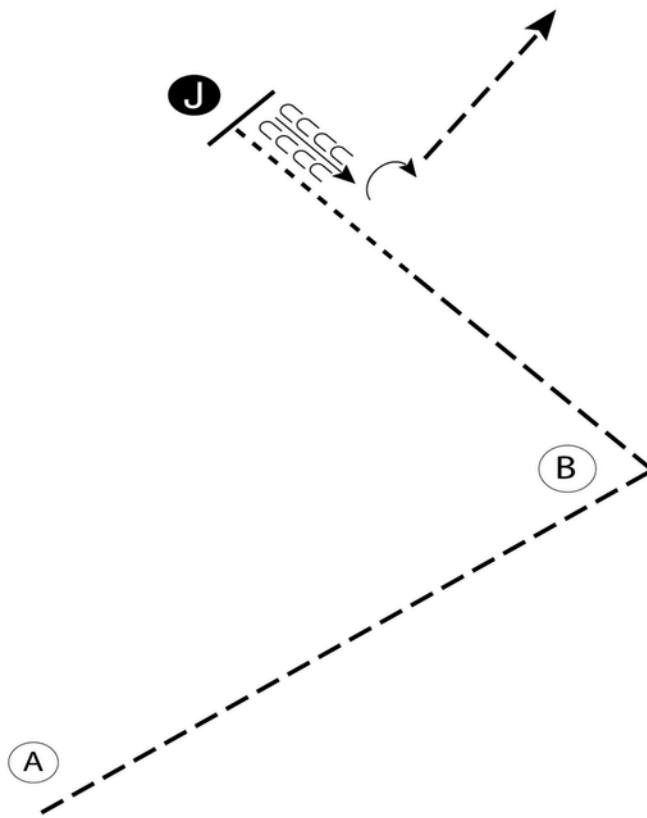
June 2026

Showmanship; 2. Senior; 3. Youth/Junior

Show Date: 06-14-2026

www.HorseShowPatterns.com


www.HorseShowPatterns.com



Be ready at A.

1. Trot to and around B and halfway to judge.
2. Walk to judge.
3. Stop and set up for inspection.
4. When dismissed back one horse length.
5. Perform a 90 degree turn and trot to the line-up.

Follow the instructions of your ring steward.

Walk	-----
Trot	- - - - -
Back	← 
Marker	(B)
Judge	(J)

[S/WT-27]

Pattern Provided by:
NCR Executive

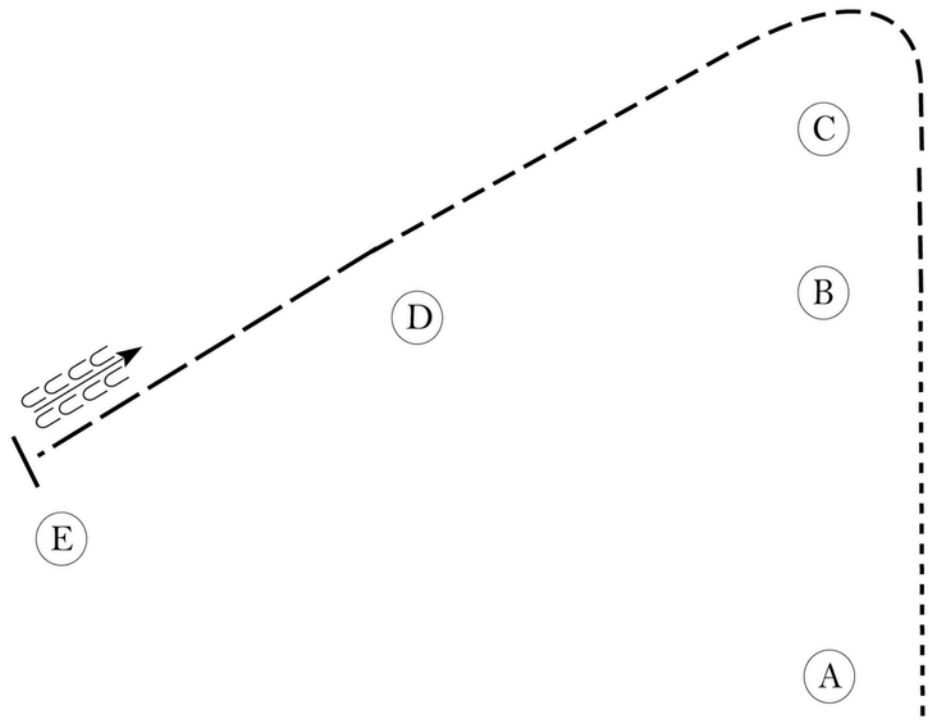
Northumberland County Riders June 2026

Walk/Jog Western Horsemanship; 6.Senior; 7.Youth; 10. Junior

Show Date: 06-14-2026

www.HorseShowPatterns.com

www.HorseShowPatterns.com



Be ready at A.

1. Walk from A to B.
2. Jog from B, around C, and to D.
3. Extend the jog from D to E.
4. Stop at E and back approximately one horse length.

Follow the instructions of your ring steward.

Walk	-----
Jog	-----
Extended Jog	-----
Lope	—————
Leg Yield	
Lead Change	—/—
Back	← ←←←
Marker	(B)
Sidepass	←-----→

[WH/WT-41]

**Pattern Provided by:
NCR Executive**

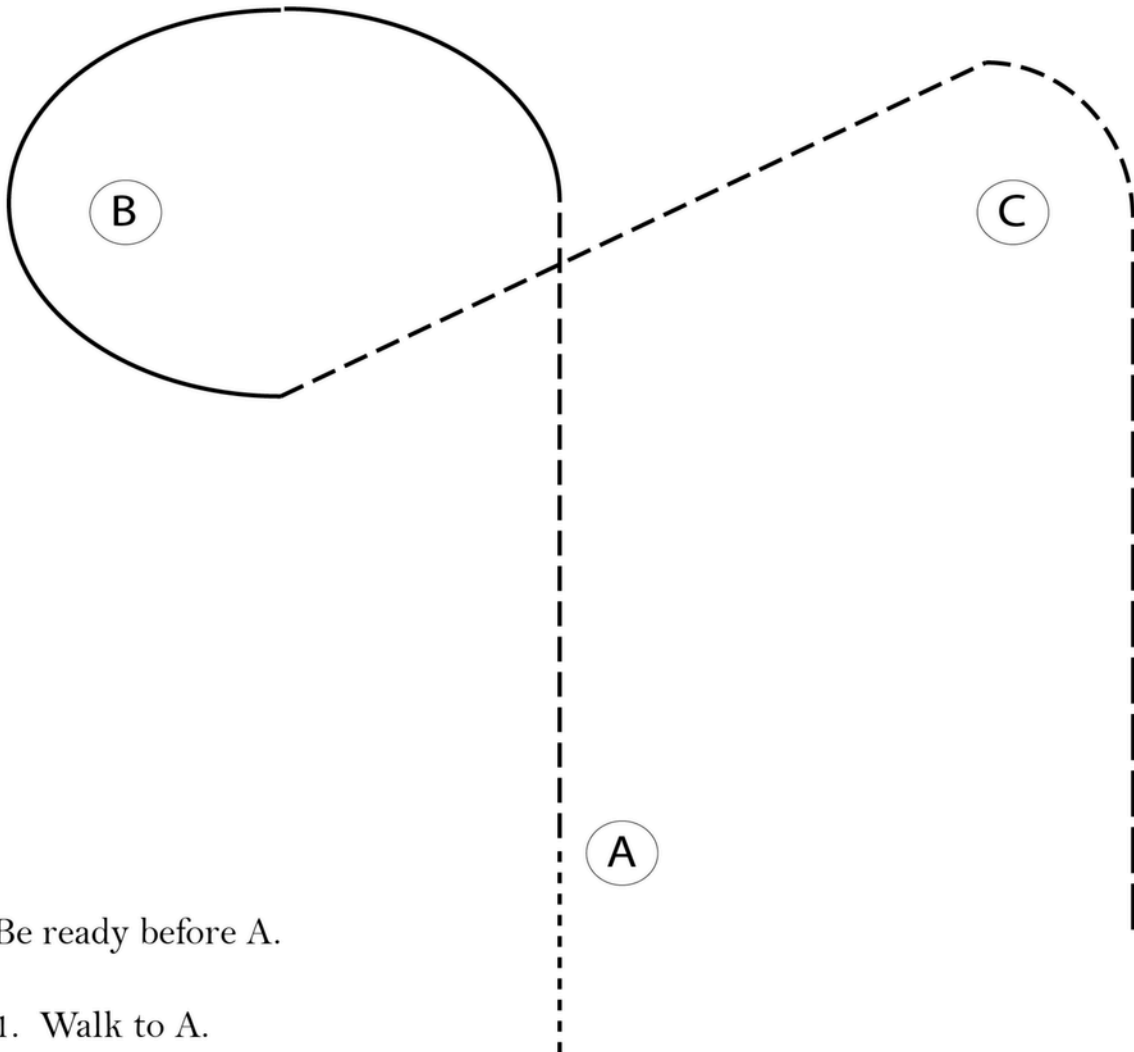
Northumberland County Riders June 2026

Western Horsemanship; 11. Senior; 12. Youth/Junior

Show Date: 06-14-2026

www.HorseShowPatterns.com

www.HorseShowPatterns.com



Be ready before A.

1. Walk to A.
2. Jog until between B and C.
3. Lope on the left lead around B and toward C.
4. Jog to and around C.
5. When even with C, extend the jog to exit.

Pattern is over once you have passed A

Follow the instructions of your ring steward.

Walk	-----
Jog	- - - - -
Extended Jog	— — — —
Lope	—————
Lead Change	
Back	
Marker	

[WH/1-100]

Pattern Provided by:
NCR Executive

Northumberland County Riders

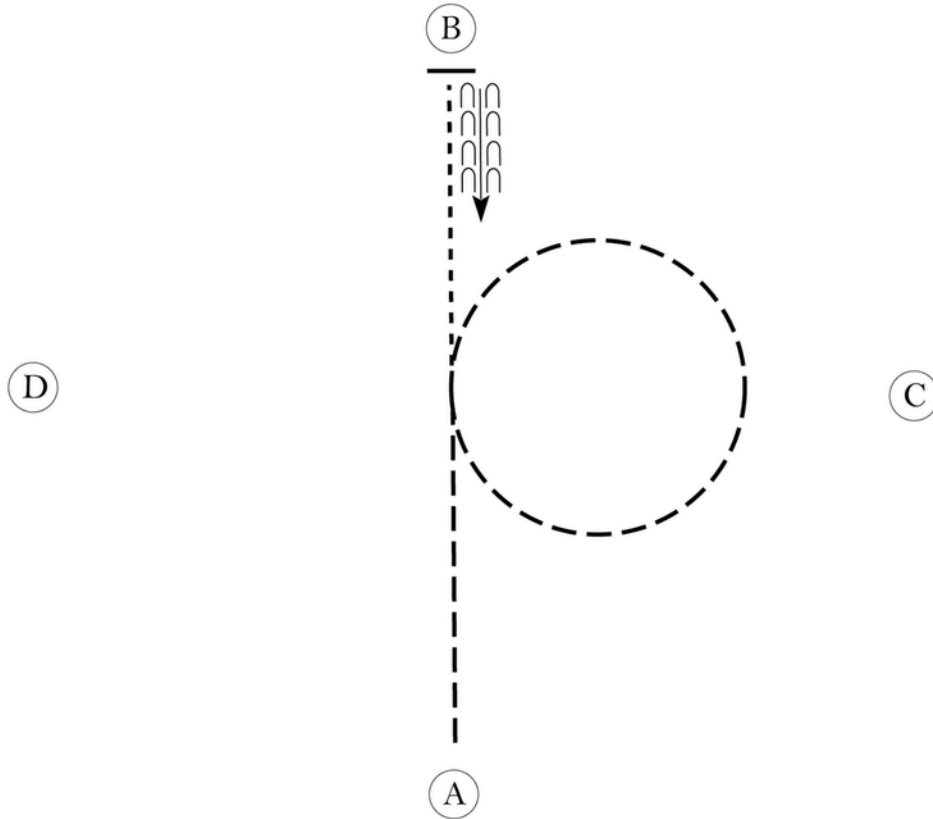
June 2026

Walk/Trot English Equitation; 24.Senior; 25.Youth; 26. Junior

Show Date: 06-14-2026

www.HorseShowPatterns.com

www.HorseShowPatterns.com



Be ready with your horse's tail to A.

1. Sitting trot halfway to B.
2. Rising trot circle to right.
3. Working walk to B.
4. Stop in front of B and back approximately one horse length.

Follow the directions of your ring steward.

Walk	-----
Trot	- - - - -
Extended Trot	— — — —
Canter	—————
Lead Change	
Back	
Marker	
Hand Gallop	— — — —

[HSE/WT-45]

**Pattern Provided by:
NCR Executive**

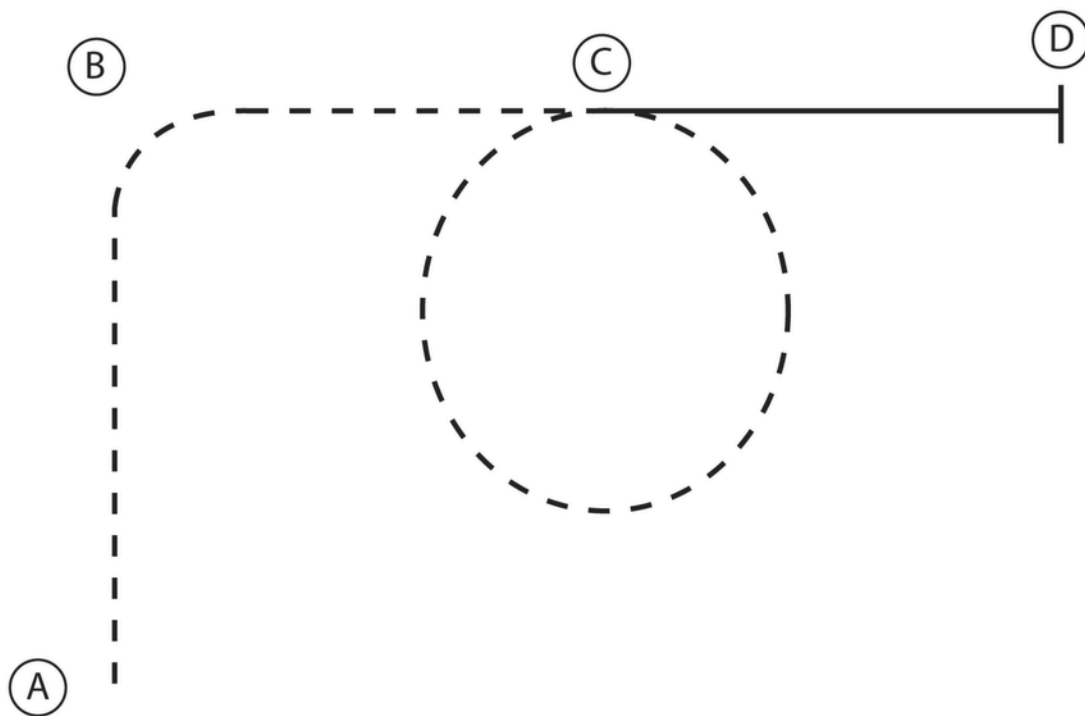
Northumberland County Riders June 2026

English Equitation; 27. Senior; 28. Youth/Junior

Show Date: 06-14-2026

w w w . H o r s e S h o w P a t t e r n s . c o m

w w w . H o r s e S h o w P a t t e r n s . c o m



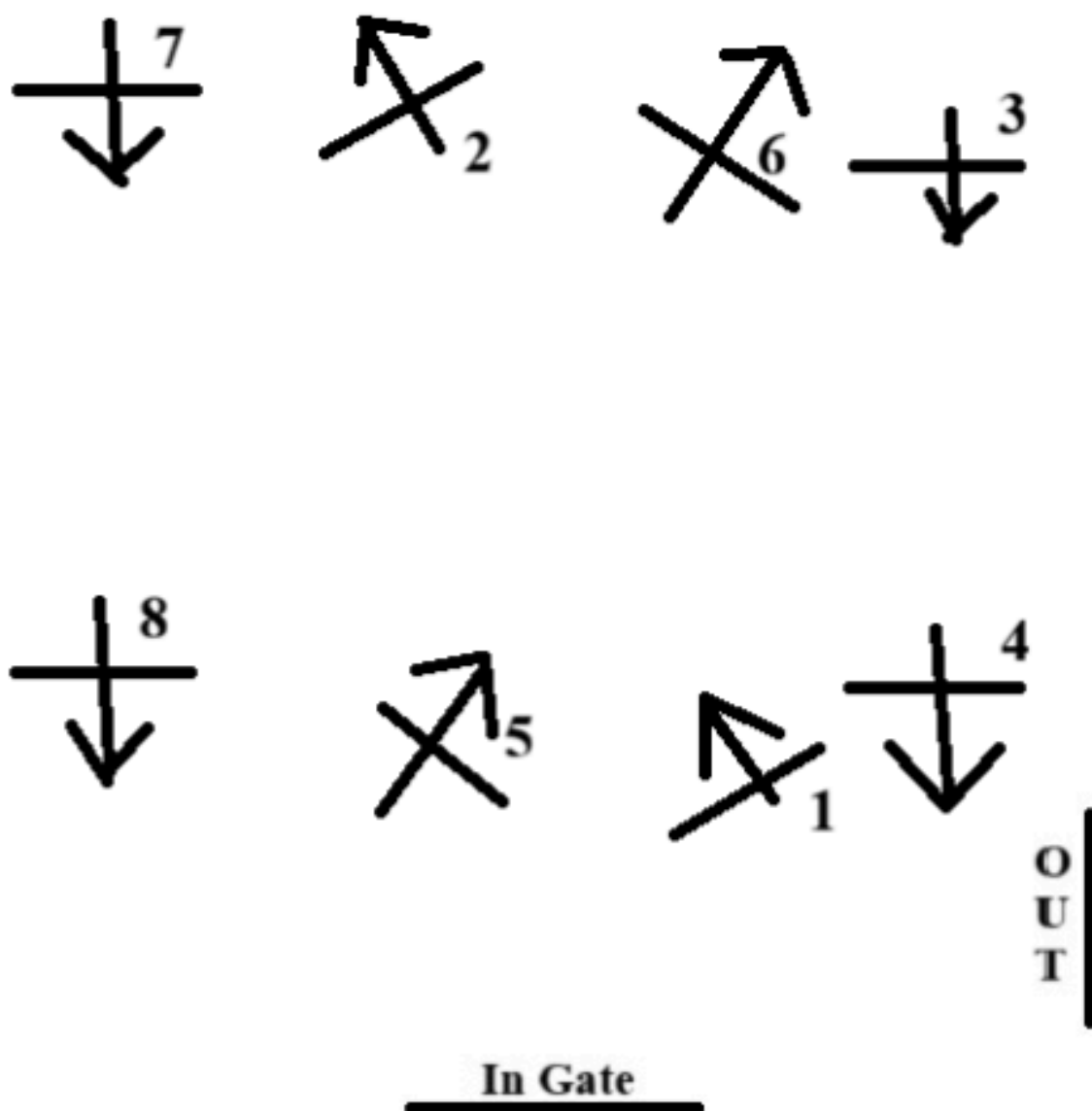
1. Sitting trot A to B
2. At B posting trot on the right diagonal to C
3. At C change diagonals and posting trot a circle to the right
4. At C canter on the right lead to D
5. Stop at D

Walk
Trot	-----
Extended Trot	-----
Canter	—————
Leg Yield	
Lead Change	↘
Back	←←←←←
Marker	⊙ (B)
Sidepass	←←←←←

[HSE/1-18]

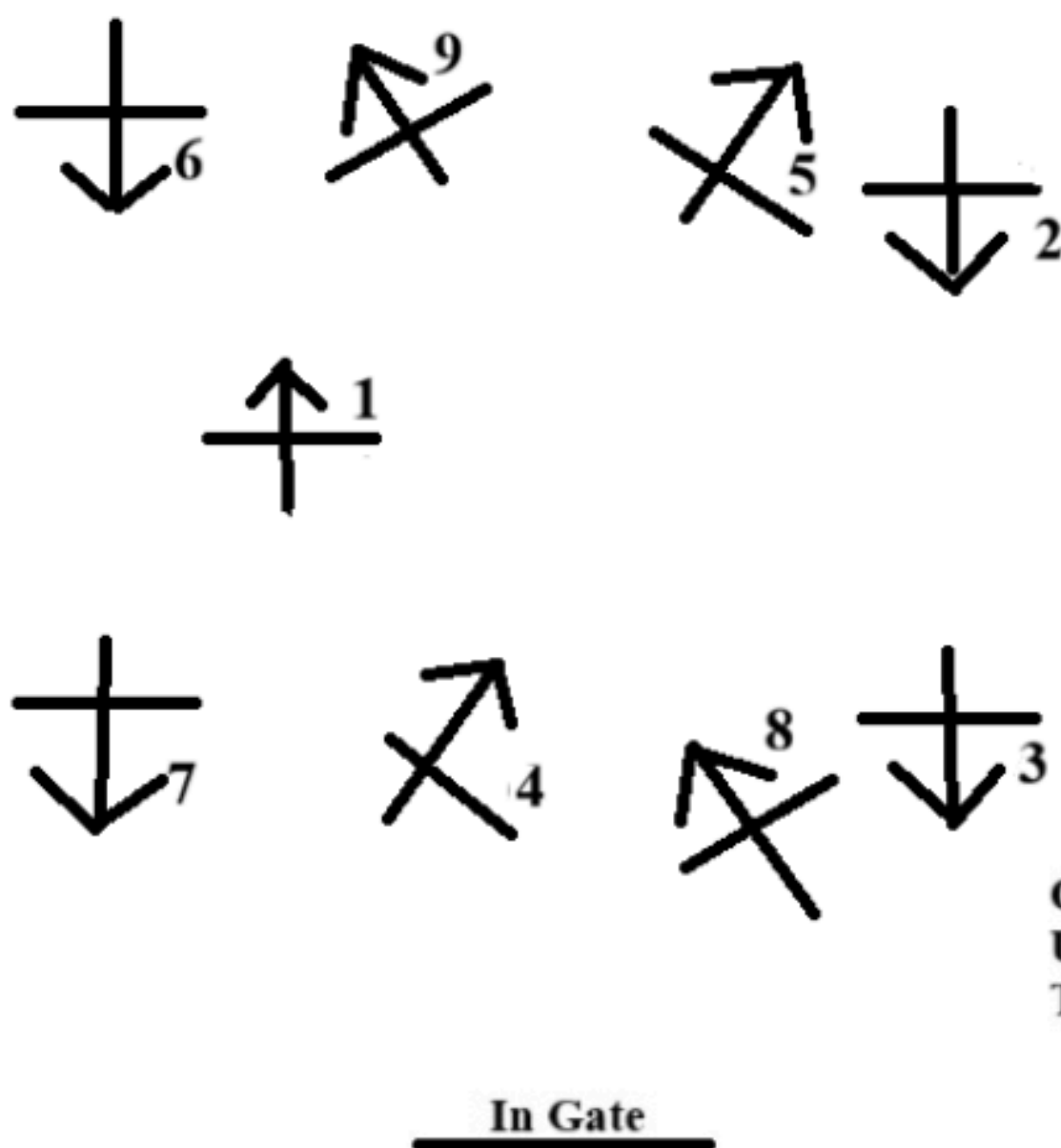
Pattern Provided by:
NCR Executive

32. Open Walk/Trot Crossrails Equitation



35. Open Crossrails Equitation

37. Open Equitation Over Fences 2'-2'3"



36. Open Equitation Over Fences 18"

