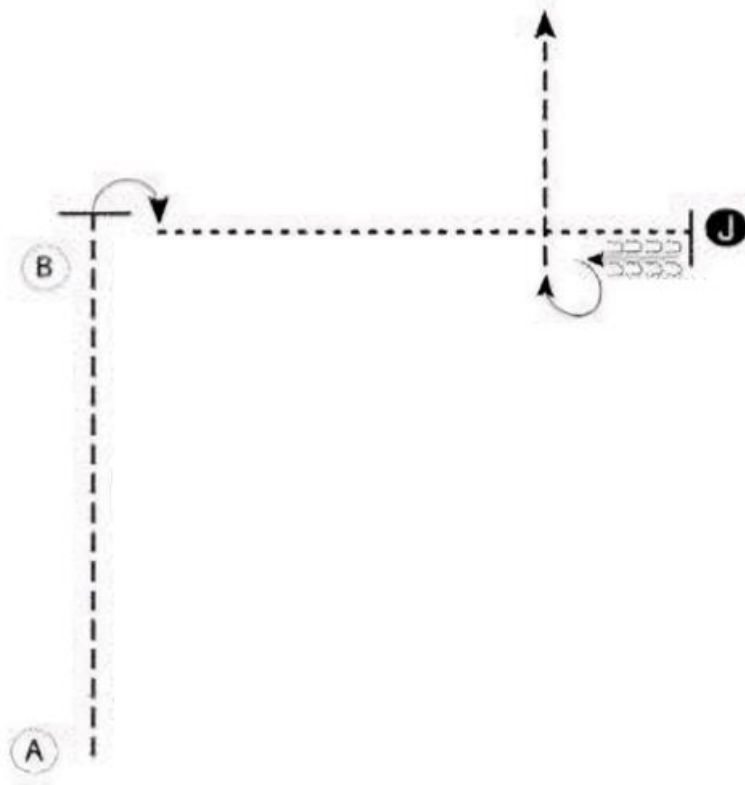
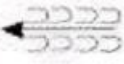


ALL SHOWMANSHIP CLASSES



1. Begin at A. Trot from A past B
2. Stop and perform a 90 degree turn
3. Walk to the Judge, stop and set up for inspection
4. When dismissed back one horse length and perform a 270 degree turn
5. Trot to the line-up

Walk	-----
Trot	- - - - -
Back	← 
Marker	Ⓟ
Judge	Ⓜ

Green horse Equitation
 Youth Walk/Trot Horsemanship
 Senior Walk/Trot Horsemanship
 Youth Walk/Trot Equitation
 Senior Walk/Trot Equitation

Begin before A at walk

1. Jog/sitting trot from A to B
2. At B, circle as shown at jog/posting trot
3. Halt at B
4. Back one horse length
5. Jog/posting trot to C
6. Halt at C. Walk to line

Follow the instructions of your ring steward.

Walk	-----
Sitting trot/Jog	- - - - -
Posting trot/Jog	- - - - -
Lope	—————
Leg Yield	
Lead Change	↔
Back	←←←←←
Marker	⊙
Sidepass	←→

Youth Western Horsemanship
 Senior Western Horsemanship
 Youth English Equitation
 Senior English Equitation

Begin before A at jog/ sitting trot

1. Sitting jog/trot from A to B
2. At B, lope/canter on left lead and circle as shown
3. Halt at B, FACING MARKER
4. Turn 90 degrees to the left on haunches
5. Back one horse length
6. Jog/sitting trot to C.
7. Halt at C. Walk to line

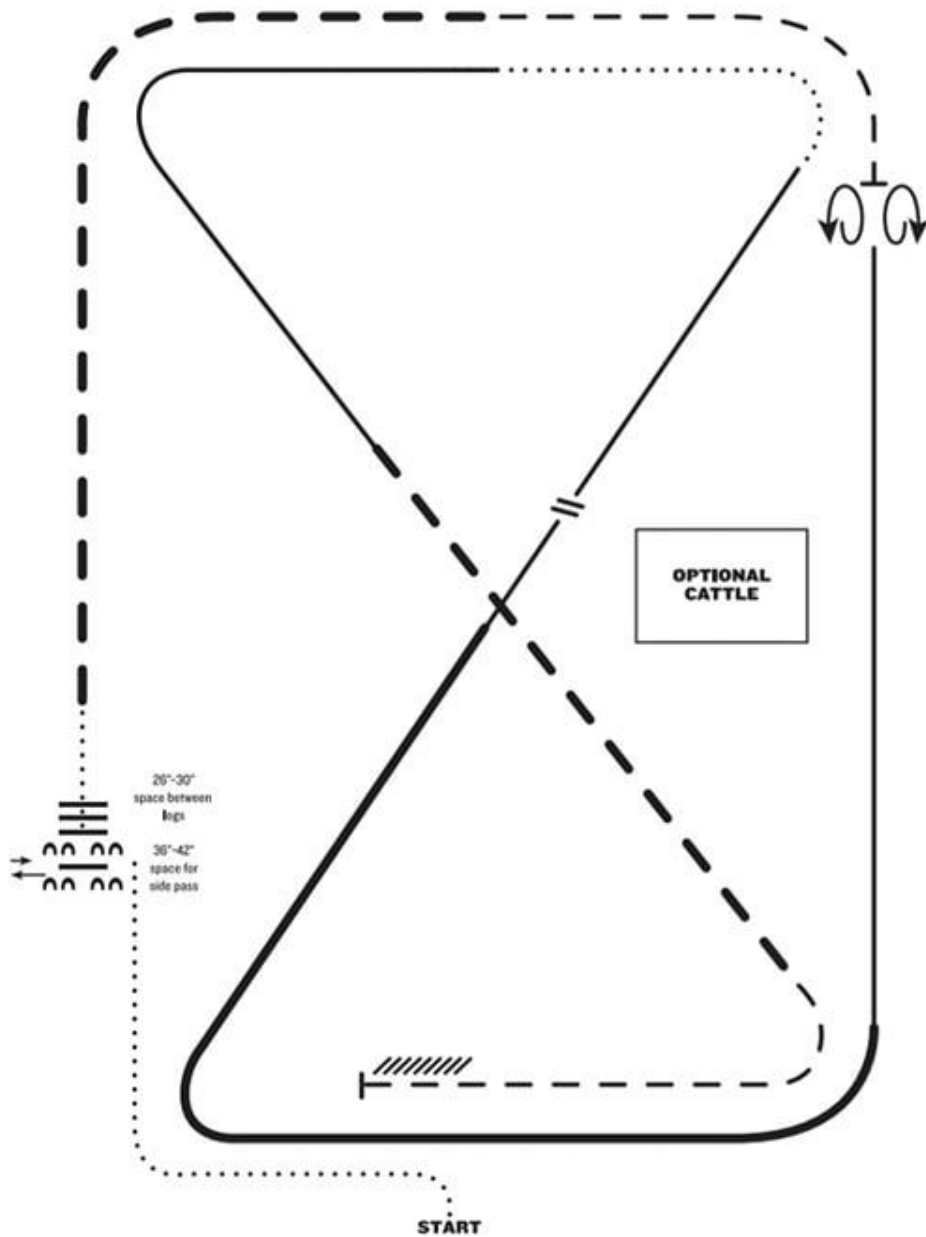
Follow the instructions of your ring steward.

Walk	-----
Sitting Trot/ Jog	- - - - -
Extended Jog	— — — —
Canter/Lope	—————
Leg Yield	
Lead Change	↗ ↘
Back	←←←←←
Marker	(B)
Sidepass	←←←←←

RANCH RIDING - PATTERN 8

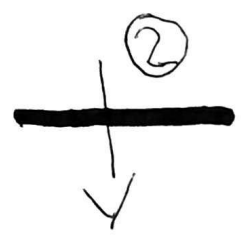

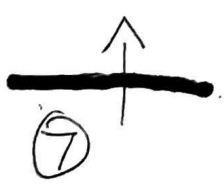

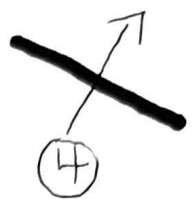

LEGEND

.....	Walk
.....	Extended Walk
- - -	Trot
- - -	Extended Trot
—	Lope
—	Extended Lope
////	Back
//	Lead Change



1. Walk
2. Side pass left across first log, side pass 1/2 way to right
3. Walk over logs
4. Extended trot
5. Trot
6. Stop, 360° turn each direction (either direction 1st) (L-R or R-L)
7. Lope right lead
8. Extended lope right lead
9. Collect lope, change leads (simple or flying), continue lope left lead
10. Walk
11. Lope left lead
12. Extended trot
13. Trot
14. Stop and back

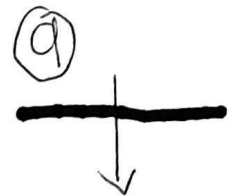
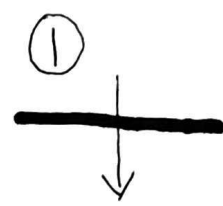
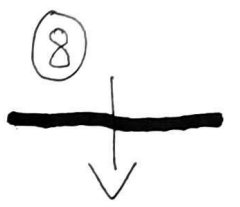
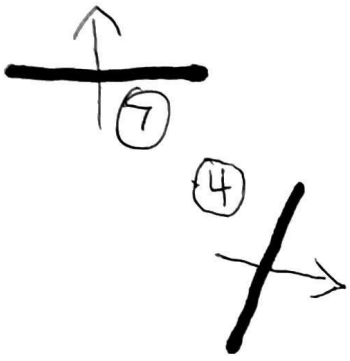
31 Crosscut



IN GATE

OUT GATE





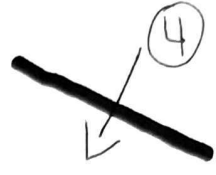
32. Novice Hunter 18"



IN GATE

OUT GATE

33. Low Hunter 2'
34. High Hunter 2'3"



INGATE

OUTGATE