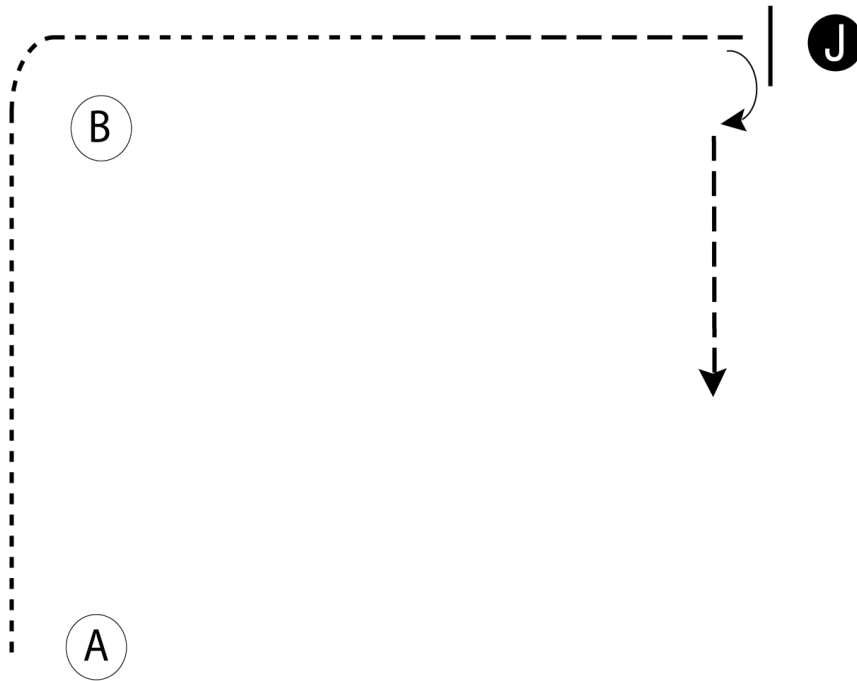


Northumberland County Riders May 2026 Showmanship; 2. Senior; 3. Youth/Junior

Show Date: 05-10-2026



Be ready at A.

1. Walk from A around B and half way to the Judge.
2. Trot to the Judge and set up for inspection.
3. When dismissed, perform a 90 degree turn and trot straight away from the Judge.

Follow the instructions of your ring steward.

Walk	-----
Trot	- - - - -
Back	←
Marker	ⓑ
Judge	ⓙ

[S/WT-33]

Pattern Provided by:
NCR Executive

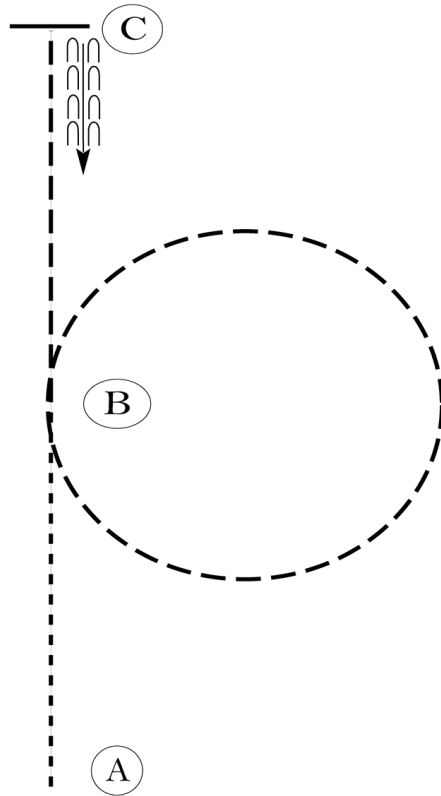
Northumberland County Riders May 2026

Walk/Jog Western Horsemanship; 6. Senior; 7. Youth; 10. Junior

Show Date: 05-10-2026

w w w . H o r s e S h o w P a t t e r n s . c o m

w w w . H o r s e S h o w P a t t e r n s . c o m



Be ready at A.

1. Walk from A to B.
2. Jog a circle to the right at B.
3. Continue to jog to C.
4. Stop at C and back approximately one horse length.

Follow instructions of your ring steward.

Walk	-----
Jog	-----
Extended Jog	-----
Lope	—————
Leg Yield	
Lead Change	— / —
Back	← — — — — —
Marker	⊙ B
Sidepass	← — — — — — →

[WH/WT-26]

Pattern Provided by:
NCR Executive

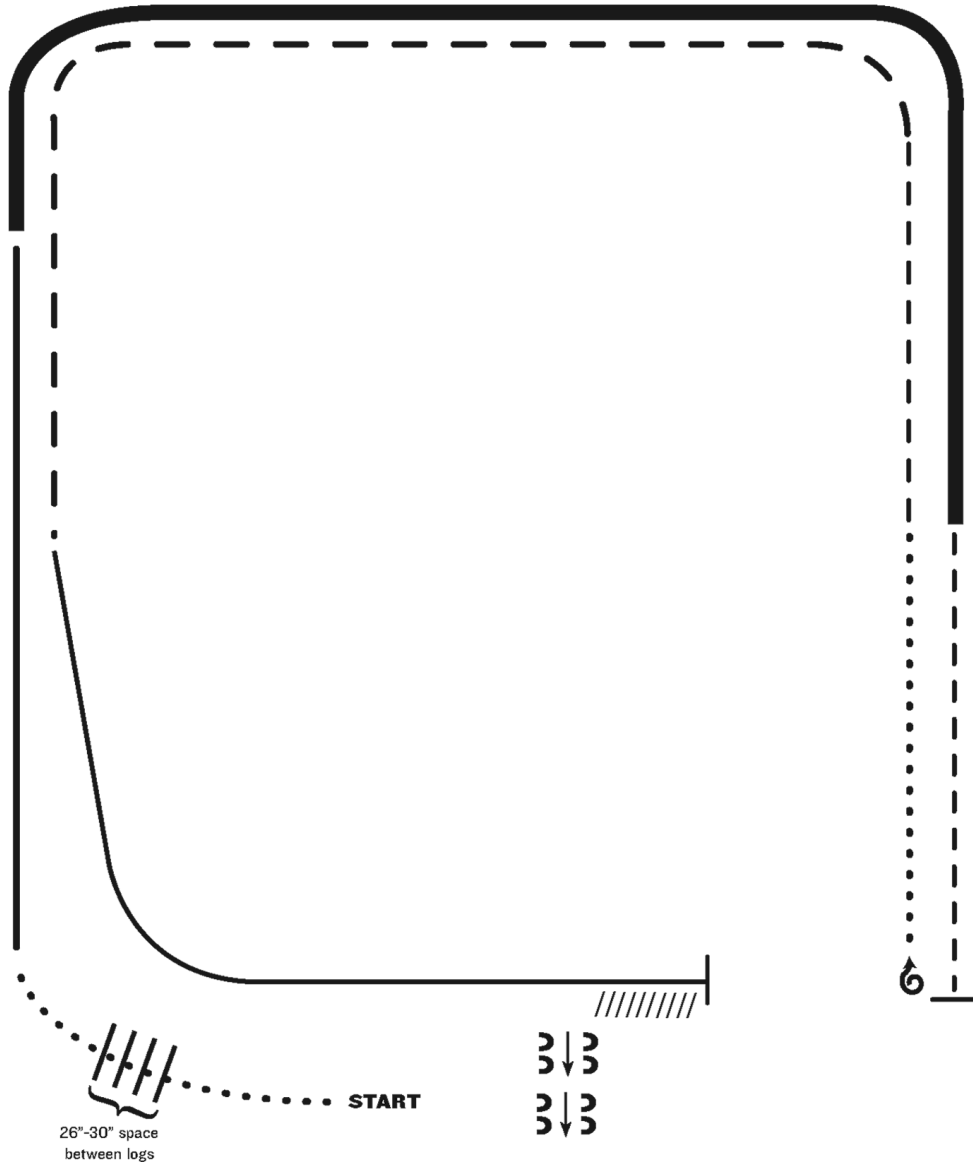
Northumberland County Riders May 2026

14. Open Ranch Riding

Show Date: 05-10-2026

w w w . H o r s e S h o w P a t t e r n s . c o m

w w w . H o r s e S h o w P a t t e r n s . c o m



1. Walk
2. Walk over logs
3. Lope right lead
4. Extended lope (right lead)
5. Trot
6. Stop, 1 1/2 turns right
7. Walk
8. Trot
9. Extended trot
10. Lope left lead
11. Stop and Back
12. Side pass right

Note: The drawn description of this pattern is only intended for the general depiction of the pattern. Exhibitors should utilize the arena space to best exhibit their horses.

[RR/AQHA-6]

Pattern Provided by:
NCR Executive

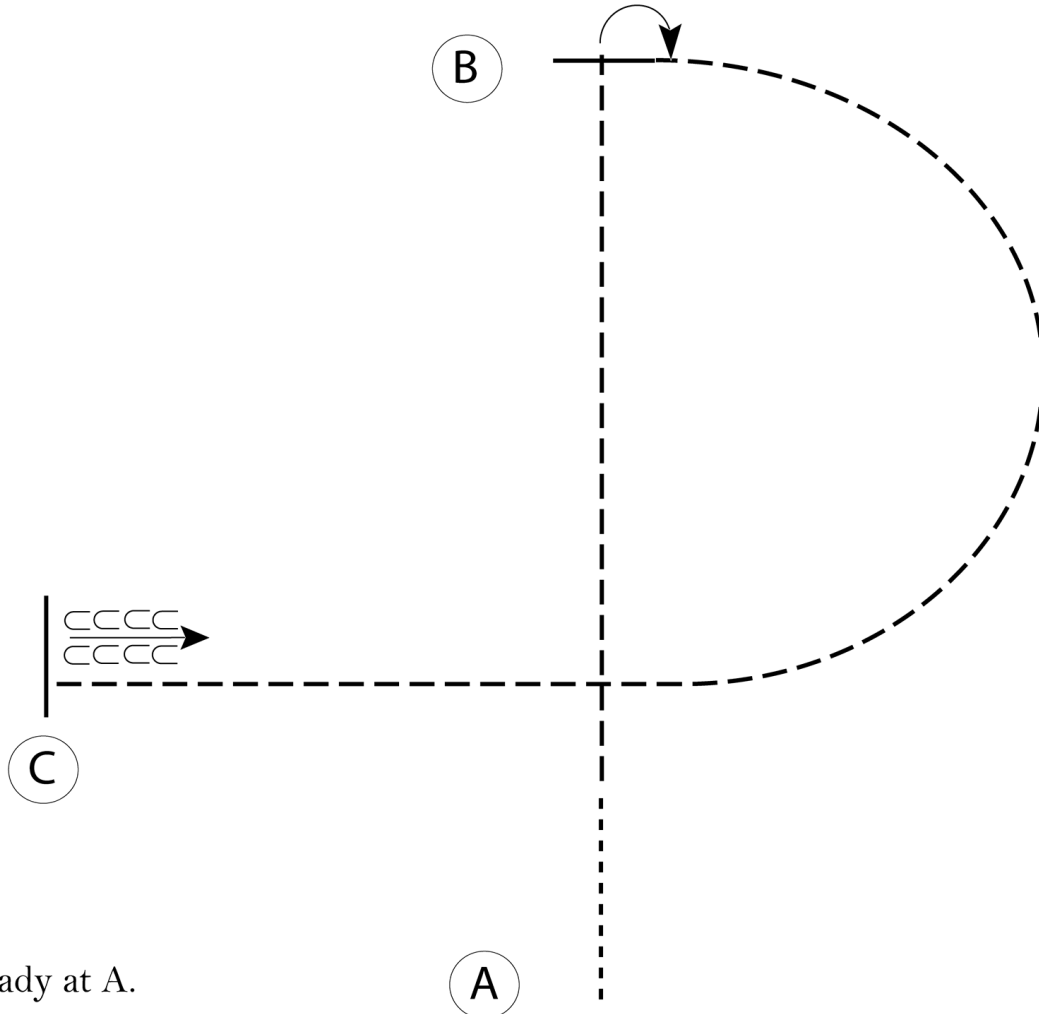
Northumberland County Riders May 2026

Walk/Trot English Equitation; 24. Senior; 25. Youth; 26. Junior

Show Date: 05-10-2026

w w w . H o r s e S h o w P a t t e r n s . c o m

w w w . H o r s e S h o w P a t t e r n s . c o m



Be ready at A.

1. Walk from A until even with C.
2. Posting trot on the right diagonal to B.
3. At B, stop and perform a 90 degree turn on the forehand to the right.
4. Posting trot on the left diagonal from B to C.
5. At C stop and back approximately one horse length.

Follow the instructions of your ring steward.

Walk	-----
Trot	- - - - -
Extended Trot	-----
Canter	-----
Leg Yield	
Lead Change	↙ ↘
Back	← ← ← ← ←
Marker	(B)
Sidepass	← ← ← ← ←
Hand Gallop	-----

[HSE/WT-30]

Pattern Provided by:
NCR Executive

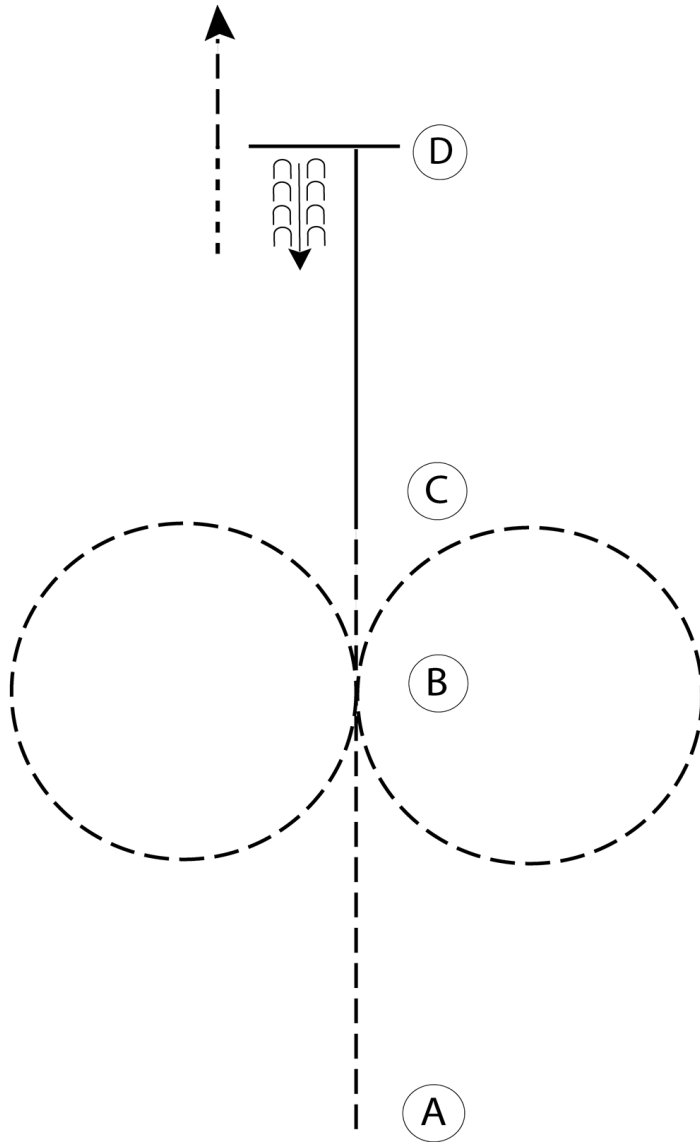
Northumberland County Riders May 2026

English Equitation; 27. Senior; 28. Youth/Junior

Show Date: 05-10-2026

w w w . H o r s e S h o w P a t t e r n s . c o m

w w w . H o r s e S h o w P a t t e r n s . c o m



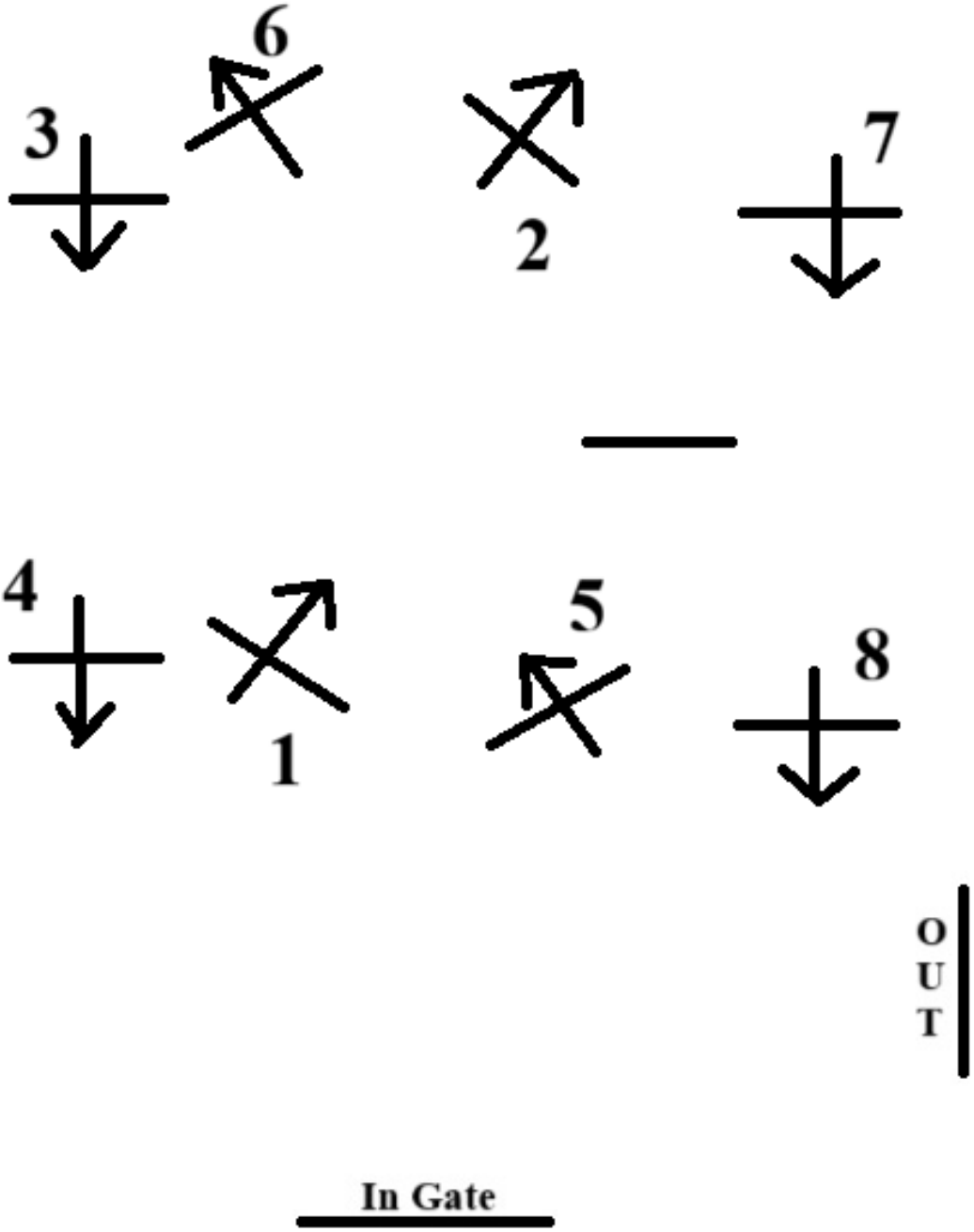
1. Sitting trot from A to B
2. Perform a figure eight at the posting trot starting to the right
3. Continue posting trot to C
4. Canter right lead to D
5. At D stop and back five steps
6. Walk five steps and trot to the line

Walk	-----
Trot	- - - - -
Extended Trot	-----
Canter	-----
Leg Yield	
Lead Change	↘
Back	← C C C C C
Marker	(B)
Sidepass	← - - - - -
Hand Gallop	-----

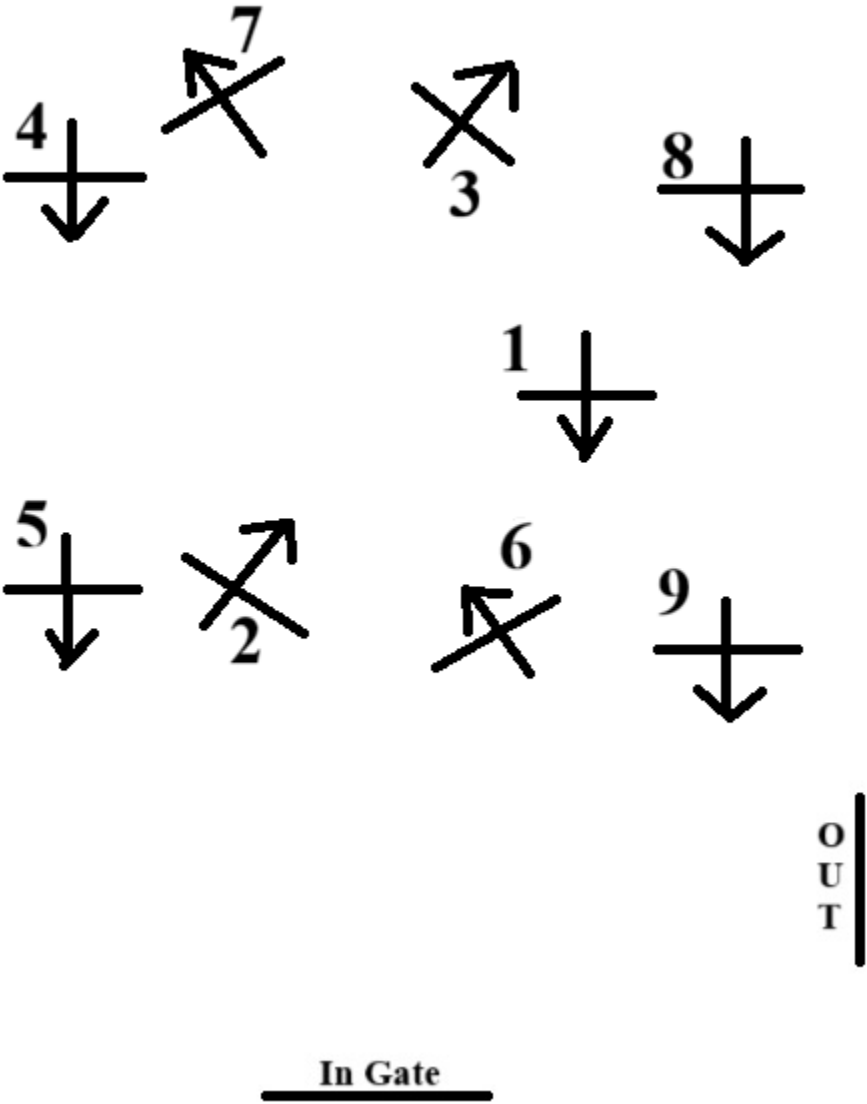
[HSE/1-5]

Pattern Provided by:
NCR Executive

32. Open Walk/Trot Crossrails Equitation



35. Open Crossrails Equitation



36. Open Equitation Over Fences 18"

37. Open Equitation Over Fences 2'-2'3"

